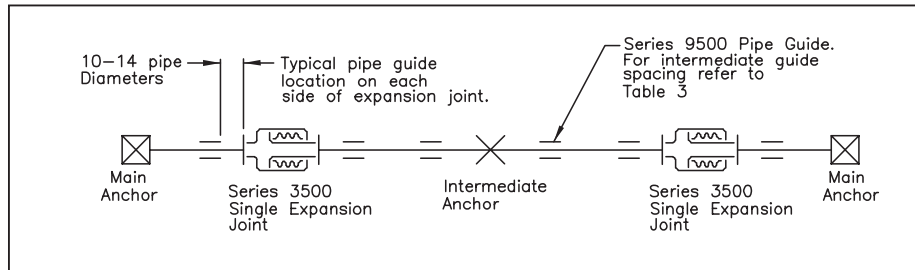


Applications, Continued

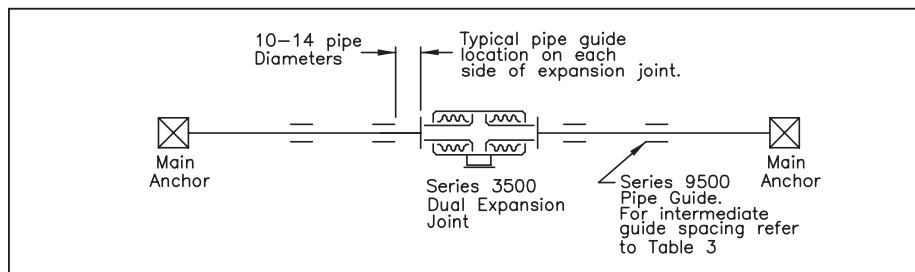
Two or More Single Expansion Joints 3501 or 3502 with Intermediate Anchors



See page 5 for calculation methods for travel required and anchor forces.

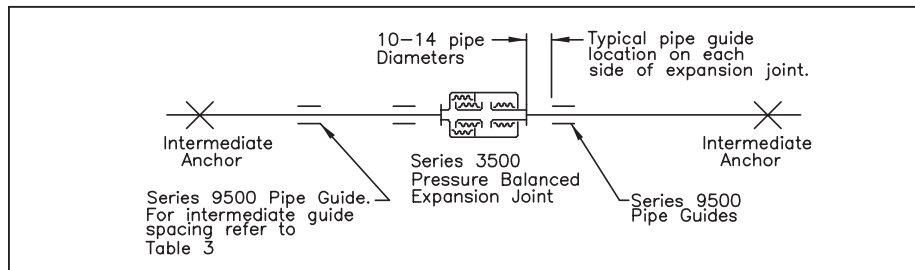
See Table 3 for minimum recommended intermediate guide spacing to ensure that the pipe travel is translated to, and aligned with the expansion joint.

Dual Anchor Base Expansion Joint 3505 or 3506 Located in the Center of a Run



Series 9500 Pipe Guide see Catalog 1004 for details.

In-Line Pressure Balanced Expansion Joint 3501PB or 3502PB with Intermediate Anchors



In-Line Seismic Expansion Joint 3500IS

Hyspan Series 3500 expansion joints are combined with Hyspan Barco ball joints to create an in-line rugged maintenance free product that can be used for seismic

connections, tank and building settling, and pipe line settling in unstable soil. Standard designs 2"-12" for 24" axial extension or compression combined

with 24" offset from centerline in any direction. Refer to catalog material for 3500IS for complete details. Horizontal or vertical installations.

